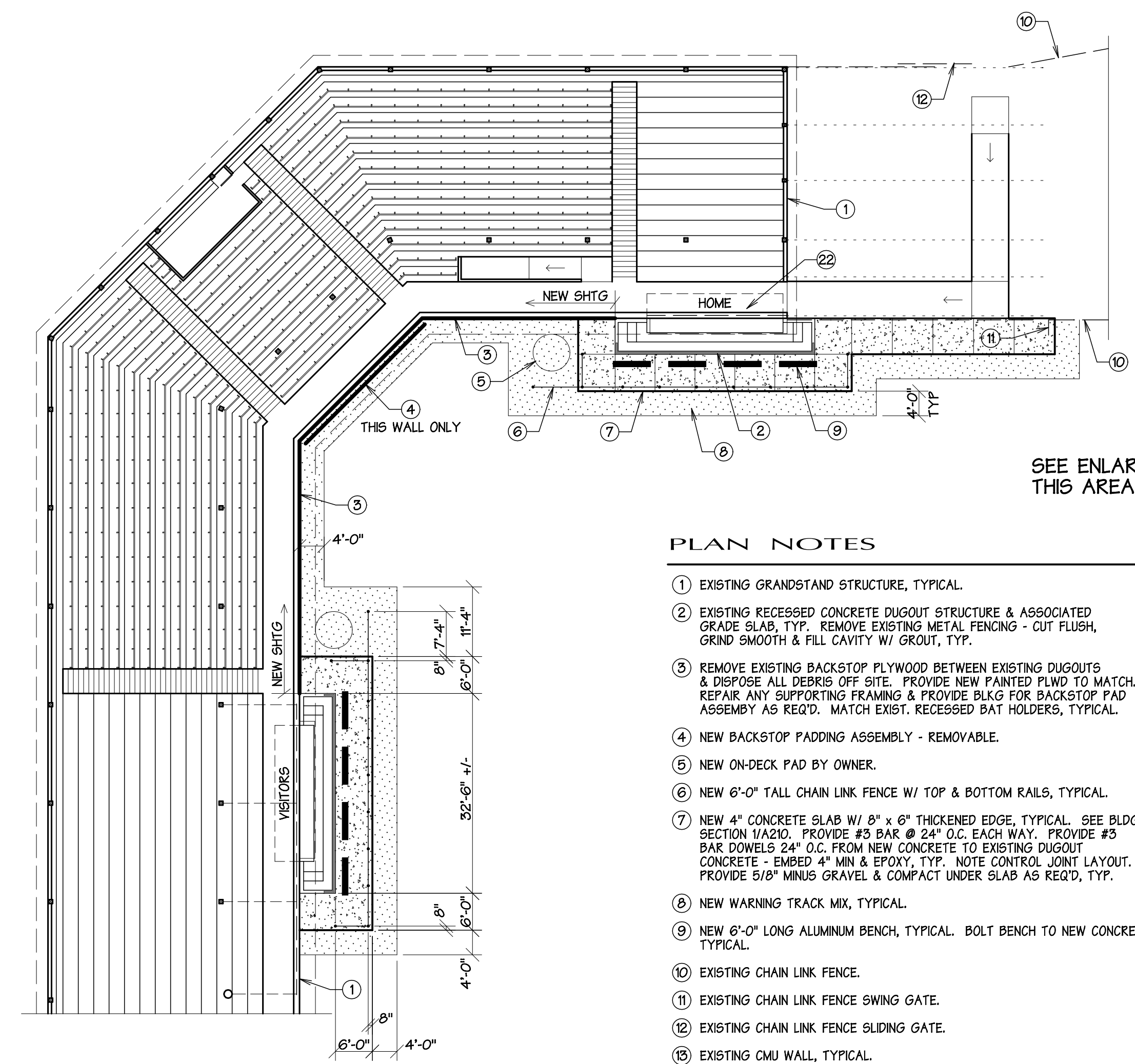


SITE PLAN NOTES

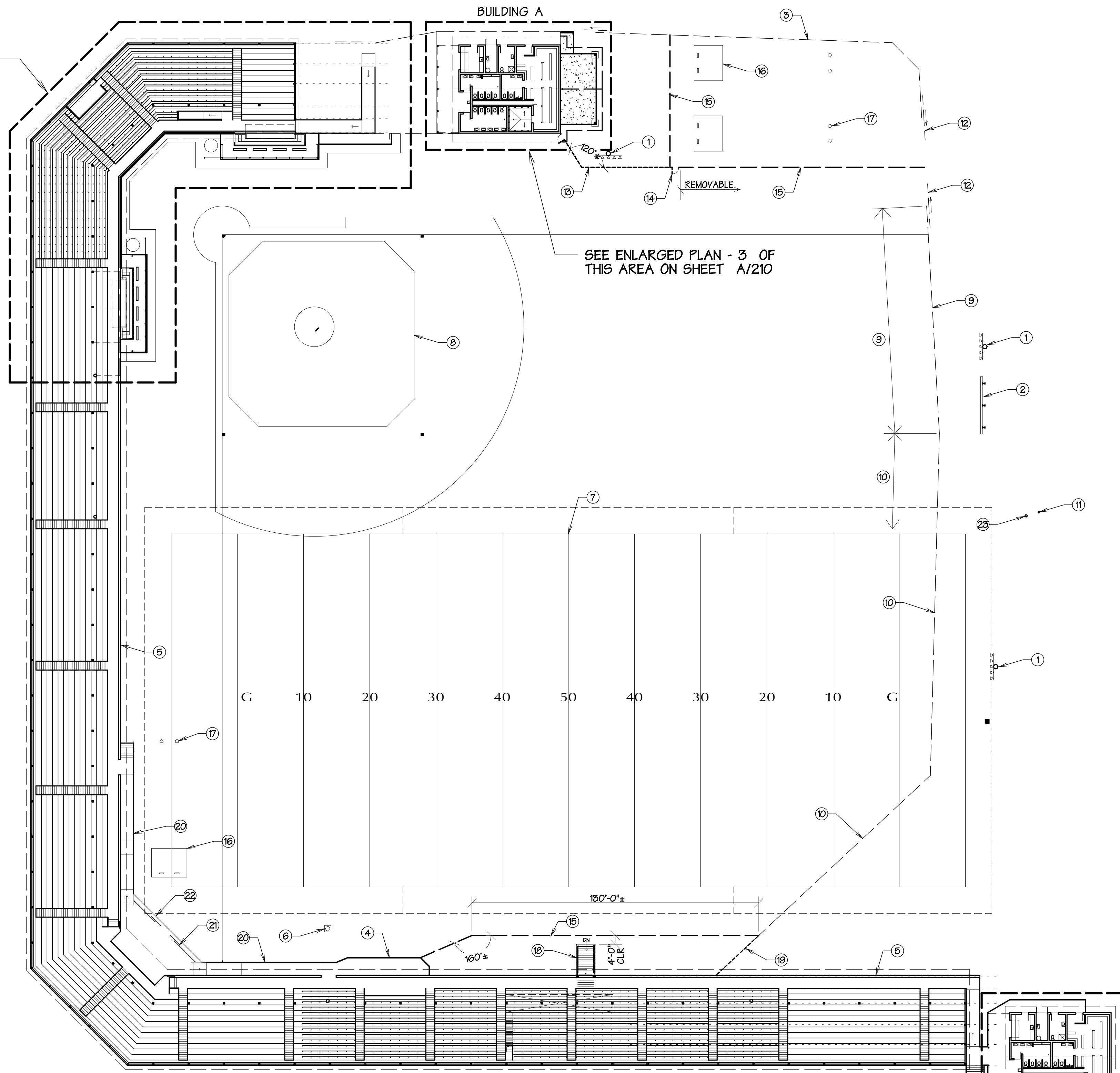
- ① EXISTING FIELD LIGHTING, TYPICAL.
- ② EXISTING BASEBALL SCOREBOARD.
- ③ EXISTING CHAIN LINK FENCE.
- ④ EXISTING ADA ACCESSIBLE SEATING PLATFORM.
- ⑤ EXISTING GRANDSTAND STRUCTURE, TYPICAL.
- ⑥ EXISTING LOCATION OF "LOGGERS PLAYDAY" SPAR SLEEVE.
- ⑦ EXISTING FOOTBALL FIELD LINES, TYPICAL.
- ⑧ EXISTING BASEBALL DIAMOND LAYOUT, TYPICAL.
- ⑨ EXISTING CHAIN LINK FENCE. REMOVE FABRIC & REINSTALL FABRIC ON FIELD SIDE OF FENCE.
- ⑩ EXISTING REMOVABLE OUTFIELD FENCING, POSTS & EMBEDDED SLEEVES.
- ⑪ EXISTING FIRE HYDRANT.
- ⑫ EXISTING CHAIN LINK SLIDING GATE. REMOVE GATE ASSEMBLY & RE-INSTALL ON OTHER SIDE OF EXISTING FENCE SO IT IS FACING AWAY FROM THE FIELD SIDE OF THE FENCE.
- ⑬ EXISTING CHAIN LINK FENCING & SLIDING GATES.
- ⑭ NEW PERMANENT CHAIN LINK FENCE - MATCH EXISTING TYPICAL.
- ⑮ NEW PERMANENT 3'-0" WIDE CHAIN LINK FENCE GATE.
- ⑯ NEW REMOVABLE CHAIN LINK FENCING, POSTS & EMBEDDED SLEEVES - MATCH EXISTING, TYPICAL.
- ⑰ NEW PORTABLE BULLPEN PITCHING MOUND, TYPICAL - BY OTHERS.
- ⑱ NEW PORTABLE BULLPEN HOME PLATE, TYPICAL - BY OTHERS.
- ⑲ EXISTING STAIRWAY STRUCTURE TO HOME FOOTBALL LOCKER ROOM.
- ⑳ REMOVE EXIST. OUTFIELD FENCING, POSTS & FDN. FILL HOLES AS REQ'D.
- ㉑ EXISTING RAMP & RAILING TO FIELD LEVEL.
- ㉒ EXISTING FLAG POLE.
- ㉓ EDGE OF EXISTING CONCRETE SLAB.
- ㉔ EXISTING CHAIN LINK FENCING & SLIDING GATES.
- ㉕ EXISTING FLAG POLE.



SEE ENLARGED PLAN - 1 OF THIS AREA ON THIS SHEET

PLAN NOTES

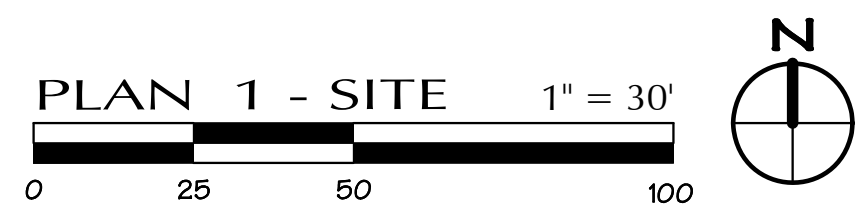
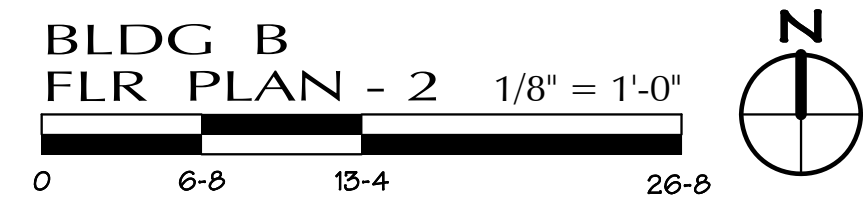
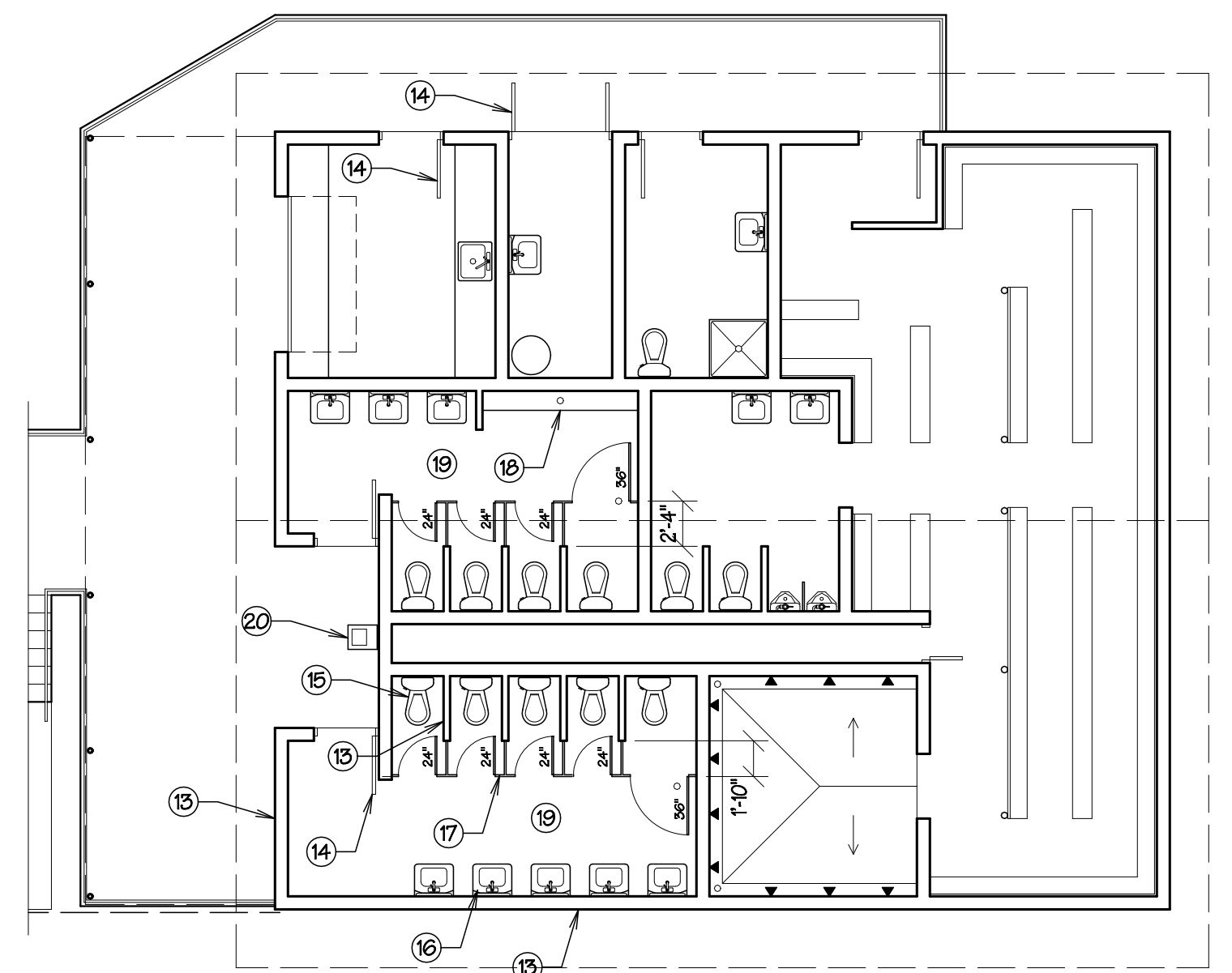
- ① EXISTING GRANDSTAND STRUCTURE, TYPICAL.
- ② EXISTING RECESSED CONCRETE DUGOUT STRUCTURE & ASSOCIATED GRADE SLAB, TYP. REMOVE EXISTING METAL FENCING - CUT FLUSH, GRIND SMOOTH & FILL CAVITY W/ GROUT, TYP.
- ③ REMOVE EXISTING BACKSTOP PLYWOOD BETWEEN EXISTING DUGOUTS & DISPOSE ALL DEBRIS OFF SITE. PROVIDE NEW PAINTED PLWD TO MATCH. REPAIR ANY SUPPORTING FRAMING & PROVIDE BKG FOR BACKSTOP PAD ASSEMBLY AS REQ'D. MATCH EXIST. RECESSED BAT HOLDERS, TYPICAL.
- ④ NEW BACKSTOP PADDING ASSEMBLY - REMOVABLE.
- ⑤ NEW ON-DECK PAD BY OWNER.
- ⑥ NEW 6'-0" TALL CHAIN LINK FENCE W/ TOP & BOTTOM RAILS, TYPICAL.
- ⑦ NEW 4" CONCRETE SLAB W/ 8" x 6" THICKENED EDGE, TYPICAL. SEE BLDG SECTION 1/A210. PROVIDE #3 BAR @ 24" O.C. EACH WAY. PROVIDE #3 BAR DOWELS 24" O.C. FROM NEW CONCRETE TO EXISTING DUGOUT CONCRETE - EMBED 4" MIN & EPOXY, TYP. NOTE CONTROL JOINT LAYOUT. PROVIDE 5/8" MINUS GRAVEL & COMPACT UNDER SLAB AS REQ'D, TYP.
- ⑧ NEW WARNING TRACK MIX, TYPICAL.
- ⑨ NEW 6'-0" LONG ALUMINUM BENCH, TYPICAL. BOLT BENCH TO NEW CONCRETE, TYPICAL.
- ⑩ EXISTING CHAIN LINK FENCE.
- ⑪ EXISTING CHAIN LINK FENCE SWING GATE.
- ⑫ EXISTING CHAIN LINK FENCE SLIDING GATE.
- ⑬ EXISTING CMU WALL, TYPICAL.
- ⑭ EXISTING METAL DOOR & FRAME, TYPICAL.
- ⑮ EXISTING TOILET, TYPICAL.
- ⑯ EXISTING SINK, TYPICAL.
- ⑰ PROVIDE NEW TOILET PARTITIONS, TYPICAL. REMOVE EXISTING PARTITIONS. NOTE DOOR SIZES SHOWN ON PLAN.
- ⑱ EXISTING TROUGH URINAL.
- ⑲ REMOVE EXISTING VCT FLOOR TILE & GRIND AND/OR SAND CONCRETE SUBSTRATE AS REQUIRED TO PREP FOR NEW CONCRETE SEALER.
- ⑳ EXISTING DRINKING FOUNTAIN.
- ㉑ EXIST. SPRINKLER HEAD APPROX. LOCATION. SEE OWNER FOR NEW LOCATION.
- ㉒ PAINT RECESSED AREA OF DUGOUT TO MATCH EXISTING, TYP.



SEE ENLARGED PLAN - 3 OF THIS AREA ON SHEET A/210

GENERAL NOTES

- 1 REMOVE & DISPOSE OF ALL DEBRIS OFFSITE, TYPICAL.
- 2 SEE PAINT SCHEDULE IN SPECIFICATIONS.
- 3 REMOVE EXIST. ASPHALT SURFACE AROUND DUGOUTS AS REQ'D FOR NEW CONSTRUCTION, TYP.



SEE ENLARGED PLAN - 2 OF THIS AREA ON THIS SHEET

PERMIT SET

REVISIONS		
no	date	by

3399 REGISTERED ARCHITECT

 ALAN E. GOZART
 STATE OF WASHINGTON

project number 22-06
 date 3.30.2023
 file name 2206PSE
 drawn by ACG
 checked by AEG
 title
 Site, Bldg & Enlarged Plans & Notes

A100